

Welcome to Year 1



Mrs Wingrove

PPA - Mrs Vickers

Autumn Term

Year 1 Timetable – Autumn Term 1

	8:45 - 9:15	9:15 - 10:00	10:00 - 10:15	10:15 - 10:30	10:30 - 10:50	10:50 - 12:00	12:00 - 1:00	1:00 - 1:20	1:20 - 2:10	2:10 - 3:00	3:00 - 3:15
Mon	Maths – PS&R	English	Assembly	Break	Drawing Club	English	Lunch	Phonics	Geography	Art	Home Time
Tues	Maths – PS&R	English			Drawing Club	English		Phonics	PE	ICT Library	
Wed	Maths – PS&R	Maths			Drawing Club	Maths		Phonics	PE	PSHE	
Thurs	Maths – PS&R	Maths			Drawing Club	Maths		Phonics	RE	Music	
Fri	Maths – PS&R	Science			Science			Phonics	Wonder Woodlands		

Autumn Term focus

- Our main priority this term is to get the children settled back into their school routine, strengthening their friendships and enjoying learning.
- Therefore, a lot of our topic work will be based around helping the children with their feelings, friendships and general wellbeing.

Transition to Year 1

How you can help your child:

- Develop their independence
- Read with them regularly
- Encourage a growth mindset
- Home learning
- Communicate with the school

Developing independence

- Ensure children can put on shoes and socks, zip up coat
- Children could help prepare their bag for school - reading folder, empty/ fill water bottle, hat/ scarf/ gloves
- Choose a healthy afternoon snack
- Encourage children to walk into the classroom without parental support
- Complete reading record with you using BoomReader

Read regularly

- Most important skill to develop
- Encourage your child to read everyday
- Log reading on BoomReader every time they have read, not every book
- Can be a variety of texts, or books already read
- Read to your child. Introduces them to new vocabulary and expression

Importance of Reading

Research has suggested reading daily with a child has a range of academic, social and personal benefits.



Reading to young children sets them up to succeed

Children who enjoy reading not only do better in language and literacy subjects, but in all of the different subjects as well.

Reading is important to develop language skills

While you may speak with your child every day, the vocabulary you use is often limited and repetitive. Reading books ensures that your child is exposed to vocabulary on different topics.

Reading enhances a child's concentration

By consistently reading with your child every day, your child will learn to concentrate and sit still for longer periods of time.

Reading together encourages a thirst for knowledge

Reading with your child leads to questions about the book and the information within which they will use as a learning experience.

Reading develops a child's imagination and creativity

When we really engage in a book we imagine what the characters are doing. We imagine the setting as reality which helps with written work in the future.

Reading together helps to create a bond

Spending time cuddling up to your child, reading, and talking, can bring you closer to your child.

Growth mindset

THE POWER OF **YET!**

I can't do this..... **YET**

I don't understand this **YET**

I'm not good at this **YET**

It doesn't work **YET**

This doesn't make sense **YET**



Growth Mindset Talk

What can I say to myself?









1. I'm not good at this.....I can't do this yet.
2. I give up.....I'll use some of the strategies I have learnt.
3. It's good enough.....Is this my best work yet?
4. I made a mistake.....This was my first attempt in learning.
5. This is too hard.....If something is hard, it means I'm learning!
6. I'm really good at maths.....I understand this because I have been practising.
7. I will never be as clever as them.....I'm going to find out how they do that.
8. I can't do this.....This is going to take time and effort to master.
9. I can't make this any better.....Improvements can always be made.
10. They can't do it.....How can I help them to understand this?

Home Learning

- Daily - reading (record on BoomReader)
- Weekly - please use the homework grid. Sometimes children will come home with a targeted piece of Home Learning linked to an English and Maths target.

Year 1 Autumn Term 1 Home Learning

Here is the Year 1 homework activity grid. Please complete one of the activities below each week and upload this by Friday each week via Teams. Some homework can be completed independently and some may require your child to work collaboratively with you. When your child completes a creative activity please take a photograph of your child with their creation and upload on Teams.

<p><u>Maths</u> </p> <p>This year, we are excited to introduce Numbots, an online maths tool to build understanding, recall and fluency. We will be using Numbots during our early morning activities so it is important this task is completed early on.</p> <p>Please login with your child at home to set up their account, where they can choose and name their 'bot'. Login details can be found in your child's reading folder.</p>	<p><u>English/ Science</u> </p> <p>This term our Science topic is Animals, including humans. We have been learning how to accurately label a drawing.</p> <p>Choose your favourite book at home that includes an animal. Draw or copy a picture of the animal and label it carefully.</p> <p>Remember to use your phonics knowledge when writing and to use a ruler to draw straight lines.</p>	<p><u>Art</u> </p> <p>This term we are learning about some of the artwork created by contemporary artist, Yayoi Kusama.</p> <p>Create your own piece of polka dot artwork inspired by Kusama. You can use any medium of your choice (paint, chalk, crayon, etc) on any surface (paper, cloth, concrete).</p>
<p><u>RE</u> </p> <p>Our topic is 'Is everybody special?'</p> <p>Please could you draw all the people/animals that are special to you and tell us why they are special either in a few sentences or words around your drawing.</p>	<p><u>Topic (1)</u> <u>Sleep Diary</u> </p> <p>This term we are thinking about how we can stay healthy. We will discuss the important role diet, exercise and sleep plays in staying fit and healthy.</p> <p>Record your bedtime routine for a week.</p> <p>Are you getting enough sleep? Discuss how can you improve your sleep if you need to?</p>	<p><u>Topic (2)</u> <u>My body</u> </p> <p>Create a 3-D model of yourself. You can use any medium you like e.g. lego, papier mache, plasticine, clay, junk modelling etc. If you want you can also label your model with parts of your body.</p> <p>This activity will be celebrated this half term so you can show your creation to the rest of the class.</p>

Phonics Screening Check

The phonics screening check is a short, light-touch assessment to confirm whether individual children have learnt phonic decoding to an appropriate standard. This takes place in the Summer term.

It consists of a list of 40 words, half real words and half non-words, which Year 1 children read to a teacher. Administering the assessment usually takes between four and nine minutes per child. All children need to be able to identify sounds associated with different letters, and letter combinations, and then blend these sounds together to correctly say the word on the page.

The words gradually get harder through the check as the combinations of letters become more complicated. As long as the child has said 32 out of the 40 words correctly, they will be considered to have met the standard.

Communication

- Informal contact - meetings can be booked via the school office, this can be a phone call or face to face. Very important to raise issues of concern quickly.
- Formal meetings - 2 consultation meetings
- Letters are sent via parent mail unless requested otherwise.
- If after school pickups change during the week, email confirmation needs to be sent to the school office as early as possible and they will pass this information on.

Final reminders...

- Reading books → in school every day and changed on a Wednesday
- Smart uniform (named)
- PE kit - worn into school on PE days (Tuesday and Wednesday).
 - Navy t-shirt
 - Navy shorts and trousers
 - Trainers
 - Navy jumper
- Long hair should be tied up
- Water bottles filled with still plain water



Buckinghamshire Family Learning

Learn, simple first aid for the family including how to deal with choking, burns or minor injuries.

Learn how to feel more confident at managing an emergency.

Everyday First Aid

Join our **free**, 2.5 hour workshop.

For parents/carers of children at St Paul's C of E Combined School

Monday 2nd October 9-11.30am

To book a place, please click on the date above or scan the QR code below.



First Aid



buckinghamshireadultlearning



BucksAdLearning



adultlearningbc.ac.uk

Thank you for your time. If you have any questions, please send them to the school office.

We look forward to a happy and successful year.



Buckinghamshire Family Learning

Learn, simple first aid for the family including how to deal with choking, burns or minor injuries.

Learn how to feel more confident at managing an emergency.

Everyday First Aid

Join our **free**, 2.5 hour workshop.

For parents/carers of children at St Paul's C of E Combined School

Monday 2nd October 9-11.30am

To book a place, please click on the date above or scan the QR code below.



First Aid



buckinghamshireadultlearning



BucksAdLearning



adultlearningbc.ac.uk